

MINIATURE Coalescing Filters

FCD50 Models Port Sizes: 1/8, 1/4



Model Shown: FC50-2

SPECIFICATIONS

Ambient/Media Temperature:

Plastic bowl: 40° to 125°F (4° to 52°C).
Metal bowl: 40° to 150°F (4° to 66°C).

Body: Aluminum.

Bowl: 2-Ounce (60-ml) capacity polycarbonate plastic; optional aluminum bowl.

Bowl Drain:

Internal automatic drain; optional manual drain.

Filter Element: 0.3- μm -rated borosilicate-glass-fiber coalescing element; optional 0.01- μm -rated element.

Fluid Media: Compressed air.

Inlet Pressure:

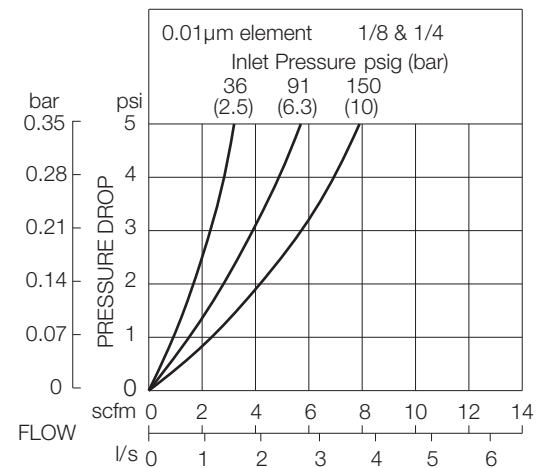
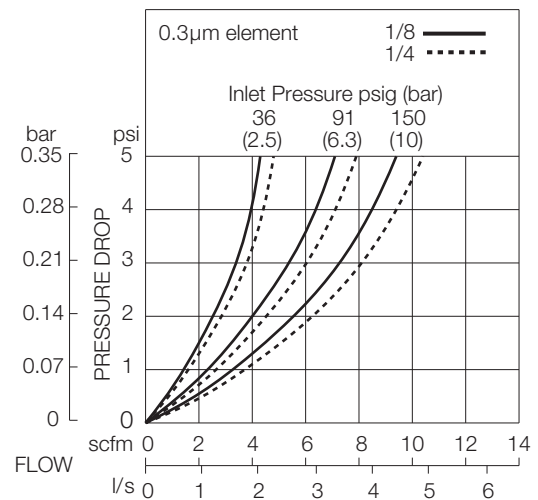
15 psig (1 bar) minimum with automatic drain.
Plastic bowl: 150 psig (10 bar) maximum.
Metal bowl: 200 psig (14 bar) maximum.

Seals: Nitrile.

APPLICATION NOTE: A general purpose filter must be installed ahead of a coalescing filter to ensure good performance and to extend the life of the coalescing element.

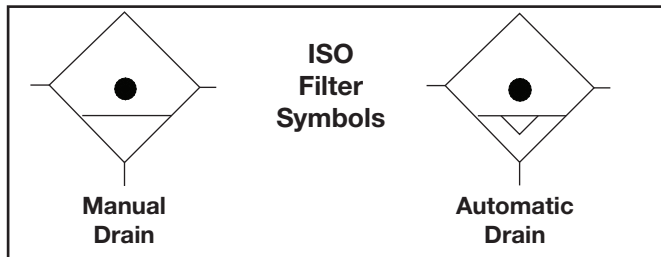
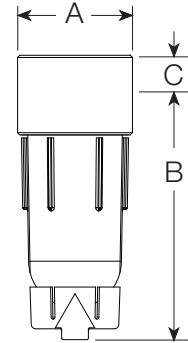
- ◆ Inline mounting.
- ◆ 0.3- μm -rated coalescing filter element; optional 0.01- μm -rated element.
- ◆ High-strength polycarbonate plastic filter bowl; optional metal bowl.
- ◆ Internal automatic drain; optional manual drain.
- ◆ **NPTF** port threads; optional **BSPP** threads.

FLOW CHARTS



DIMENSIONS inches (mm)

Bowl	Ports	A	B	C	Depth	Weight lb (kg)
Plastic	1/8, 1/4	1.6 (41)	3.6 (92)	0.4 (9.5)	1.6 (41)	0.33 (0.15)
Metal	1/8, 1/4	1.6 (41)	4.3 (109)	0.4 (9.5)	1.6 (41)	0.35 (0.16)



REPLACEMENT FILTER ELEMENT KITS

Element Rating	Kit Number
0.3 µm (Std element).....	A10F-16
0.01 µm For models with E8 option.....	A10F-16E8

ORDERING INFORMATION

Change the letters in the sample model number below to specify the filter you want.

B FCD 50 - 2 Y W

BOWL TYPE

Plastic bowl..... Leave blank
Metal bowl..... B

BOWL DRAIN

Internal automatic drain FCD
Manual drain..... FC

PORT TYPE

NPTF threads Leave Blank
BSPP threads W

OPTIONS: *(More than one option can be chosen. Add in alphabetical order)*

None..... Leave Blank
0.01-µm-rated coalescing E8 element
Tapped modified head to T to allow 50-01 bracket assy.
No Drain (Lubricator bowl) LDC *(Use manual drain option under BOWL DRAIN section as well)*

PORT SIZE

1/8 NPTF..... 1
1/4 NPTF..... 2

MINIATURE Coalescing Filter, FCD50 Series