

# MINIATURE Externally Piloted Regulators

# PR55M, PR56M Models Port Sizes: 1/8, 1/4



Model Shown: PR56M-1G

## SPECIFICATIONS

**Ambient/Media Temperature:**

40° to 125°F (4° to 52°C).

**Body and Dome:** Aluminum.

**Fluid Media:** Compressed air.

**Inlet Pressure:** 300 psig (21 bar) maximum.

**Outlet Pressure:** Adjustable up to 125 psig (8.6 bar).

**Pressure Gauge:** 0 to 160 psig (11 bar); 1/8 NPT gauge ports front and rear.

**Seals:** Nitrile.

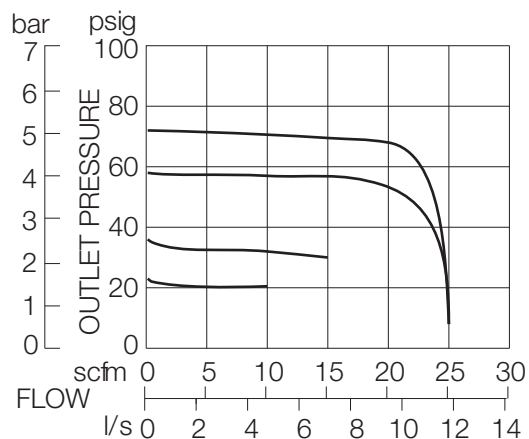
- ◆ Inline mounting.
- ◆ Piston-type design (**PR55M** models) or diaphragm-type design (**PR56M** models)
- ◆ Self-relieving; non-relieving optional.
- ◆ Pressure gauge.
- ◆ **NPTF** port threads; optional **BSPP** threads.

**Note:** Pilot (control) regulators (order separately).

- ◆ General purpose applications order R56M-2, R60-2, R67-2, R100-2, or R380-3
- ◆ Precision applications order IR100-2, R57M-2, IR380-3 or ER valve

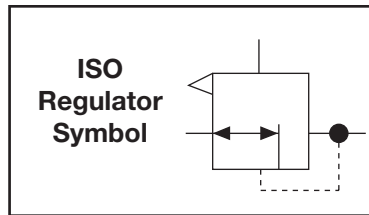
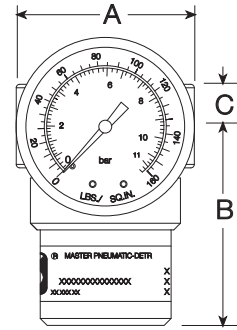
## FLOW CHART

Inlet Pressure: 91 psig (6.3 bar)



**DIMENSIONS** inches (mm)

A	B	C	Depth	Weight lb (kg)
1.6 (41)	1.8 (46)	0.38 (9.5)	1.6 (41)	0.25 (0.11)



MINIATURE Externally Piloted Regulator, PR55M and PR56M Series

**ORDERING INFORMATION**

Change the letters in the sample model number below to specify the regulator you want.

**PR56M - 2 Y G W**

<p><b>REGULATOR TYPE</b></p> <p>Piston ..... PR55M Diaphragm ..... PR56M</p> <p><b>PORT SIZE</b></p> <p>1/8 NPTF ..... 1 1/4 NPTF ..... 2</p> <p><b>OPTIONS</b></p> <p>None..... Leave Blank Non-relieving ..... A</p>	<p><b>PORT TYPE</b></p> <p>NPTF threads ..... Leave Blank BSPP threads ..... W</p> <p><b>GAUGE</b></p> <p>None ..... Leave Blank 0-160 PSI Gauge ..... G</p>
--	--

**No mounting bracket available.**