

Full-Size SERIES 380 Modular Internally Piloted Precision Regulators

IR380 Models Port Sizes: 3/8, 1/2, 3/4

Available Color Caps



Model Shown: IR380-6G

SPECIFICATIONS

Ambient/Media Temperature:

40° to 125°F (4° to 52°C).

Body and Dome: Zinc.

Bonnet and Knob: Acetal.

Constant Air Bleed Rate: 0.18 – 0.33 scfm at 80 psi secondary pressure

Fluid Media: Compressed air.

Inlet Pressure: 250 psig (17 bar) maximum.

Outlet Pressure: Adjustable 15 –200 psig (1– 13.7 bar).

Pressure Gauge: 0 to 200 psig (14 bar); 1/4 NPT gauge ports front and rear.

Panel Mounting: 1-3/16 (30 mm) hole required.

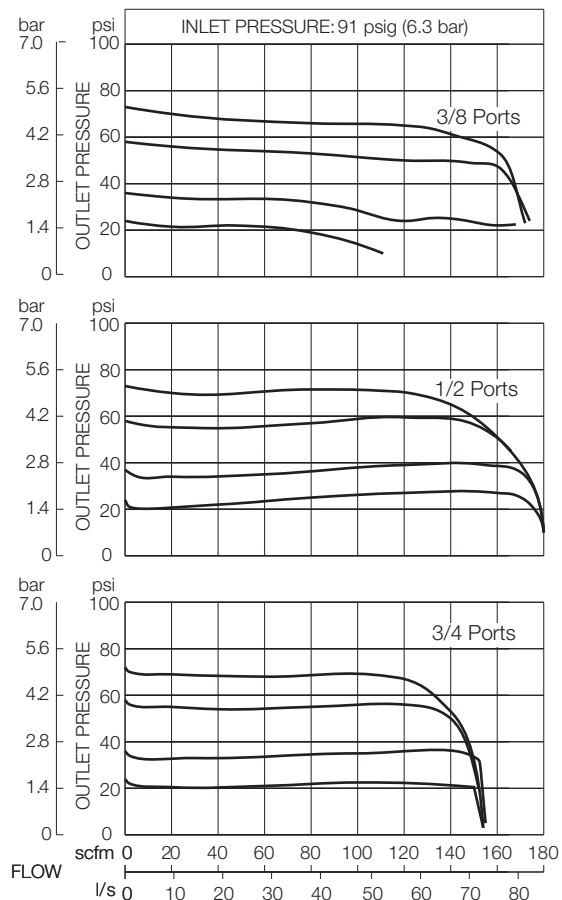
Seals: Nitrile.

Self-relieving

Valve: Brass.

- ◆ Modular or inline mounting.
- ◆ Self-relieving diaphragm design.
- ◆ Repeatability ± 0.5 psi (0.034 bar).
- ◆ Easy finger adjustment. No overshoot or undershoot when adjusting.
- ◆ Constant air bleed for high accuracy.
- ◆ Pressure gauge.
- ◆ NPTF port threads; optional SAE or BSPP threads.

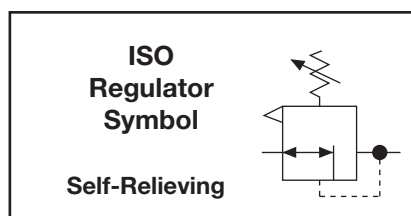
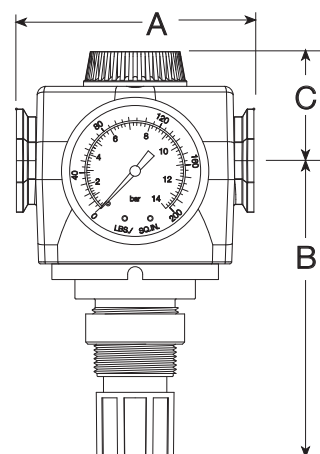
FLOW CHARTS



DIMENSIONS inches (mm)

| A | B | C | Depth † | Weight † lb (kg) |
|-------------|--------------|-------------|-------------|---------------------|
| 3.5 (87) | 4.8 (122) | 1.6 (41) | 2.9 (73) | 2.3 (1.0) |

† Less gauge.



ORDERING INFORMATION

Change the letters in the sample model number below to specify the regulator you want.

IR380 - 3 Y G W

PORT SIZE

- 3/8 NPTF 3
- 1/2 NPTF 4
- 3/4 NPTF 6
- 9/16-18 UNF SAE S6
- 3/4-16 UNF SAE S8
- 7/8-14 UNF SAE S10

PORT TYPE

- NPTF threads Leave Blank
- BSPF threads W

OPTIONS (More than one option can be chosen. Add in alphabetical order)

- Delete gauge Leave Blank
- 0-200 PSI Gauge G
- Plastic mounting nut P
- Metal mounting nut..... PN
- Hex plastic mounting nut PE

OPTIONS (More than one option can be chosen. Add in alphabetical order)

- None Leave Blank

Cap color: Grey is standard.

- MP yellowC1
- RedC2
- Mid blueC3

Springs: (15-200 psig standard)

- For optimum performance operating pressure should fall approximately in the middle of the spring range.
- 15-250 psig (1-17 bar)H
- 15-100 psig (1-7 bar)L

MOUNTING BRACKETS

See page 320.